


SSG5080A Firmware Revision Record and Upgrade Instructions



SIGLENT TECHNOLOGIES CO., LTD.

1 Revision Record

Date	Version	Revision
2025/06/25	V2.1.1.3.2	<ol style="list-style-type: none"> Optimize the target capture function of the power meter Add the sweep function to stop UI updates Fixed some bugs <ol style="list-style-type: none"> Solved the issue of overshoot when configuring certain LF functions Solved the issue of no change in minimum sweep time after ALC switching Add: BOARD: INFO? Command to obtain hardware information
2024/06/20	V2.1.1.3.1	<ol style="list-style-type: none"> Add LXI functionality Change FTP transmission to encrypted transmission Fixed some bugs <ol style="list-style-type: none"> Solved the problem of incorrect calculation of sweep points when the starting frequency of the sweep list is greater than the ending frequency Resolve the issue of sometimes incorrect reference code settings Resolve the issue of unordered flatness list Solve the problem of functional buttons not working in certain situations
2022/9/6	V2.0.0.3.0	<ol style="list-style-type: none"> 2. Optimized UBOOT Some bug fixes <ol style="list-style-type: none"> Solves the problem that scope id is sometimes unreadable Resolved the problem that Pulse Out still has output after pulse modulation is turned off Solve the problem of false triggering of scanning trigger
2025/2/17	1.0.0.6.8	1 st release

2 Version Compatibility

Source Version	Object Version	Compatibility
----------------	----------------	---------------

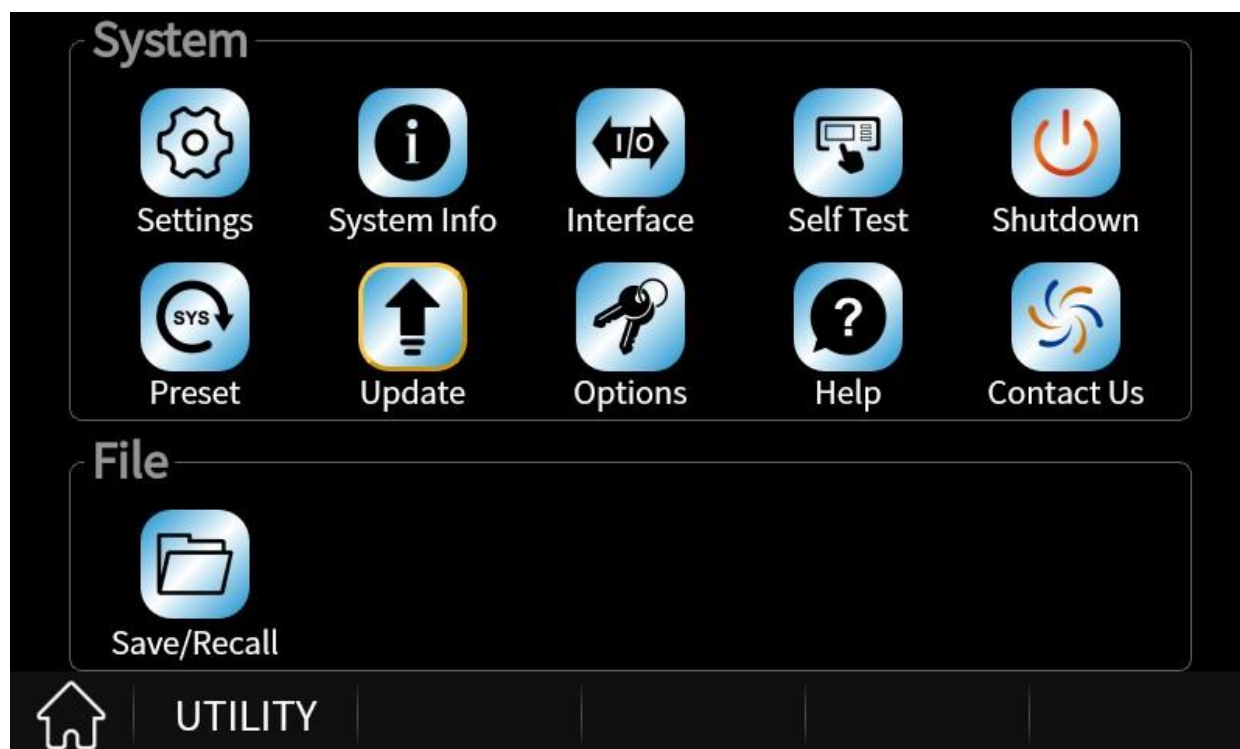
V2.1.1.3.1	V2.1.1.3.2	Tested
V2.0.0.3.0	V2.1.1.3.2	Tested
V1.0.0.2.5	V2.1.1.3.2	Tested
V2.0.0.3.0	V2.1.1.3.1	Tested
V1.0.0.2.5	V2.1.1.3.1	Tested
V1.0.0.2.5	V2.0.0.3.0	Tested

3 Upgrade Instructions

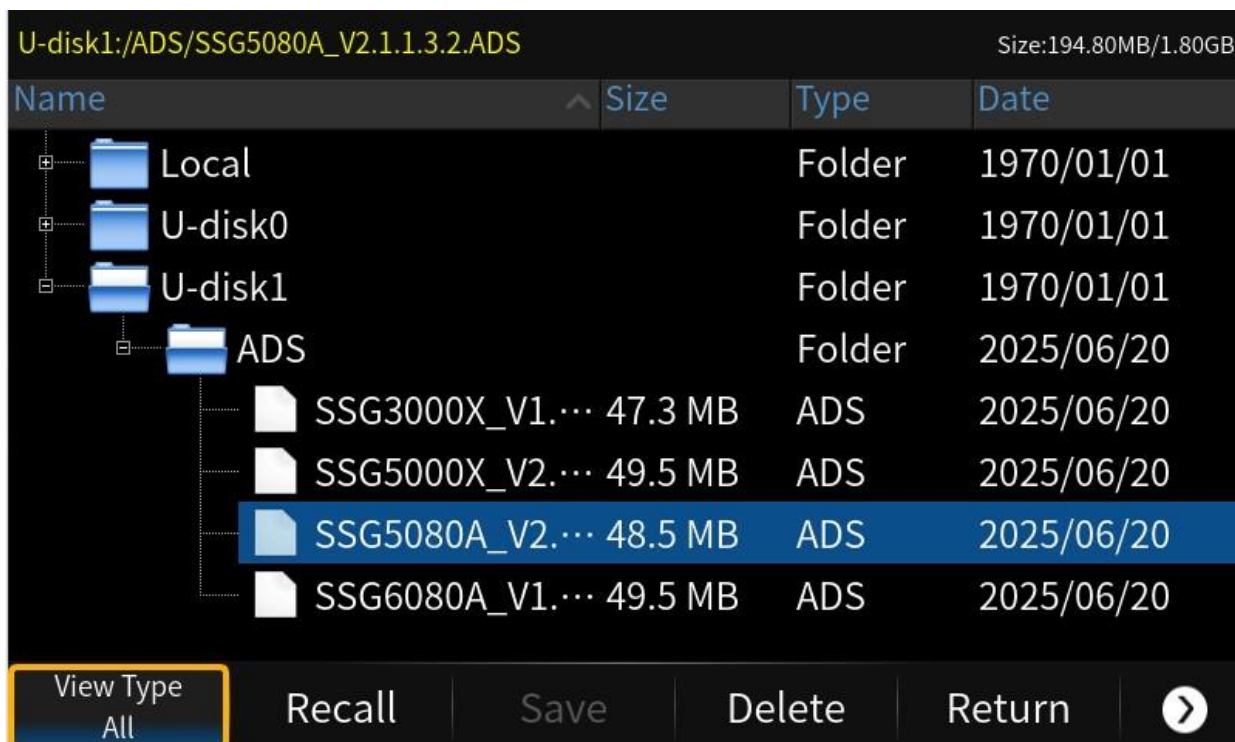
3.1 Upgrade from a U-disk (USB Memory device)

[WARNING] DO NOT shut off the instrument until the update is completed.

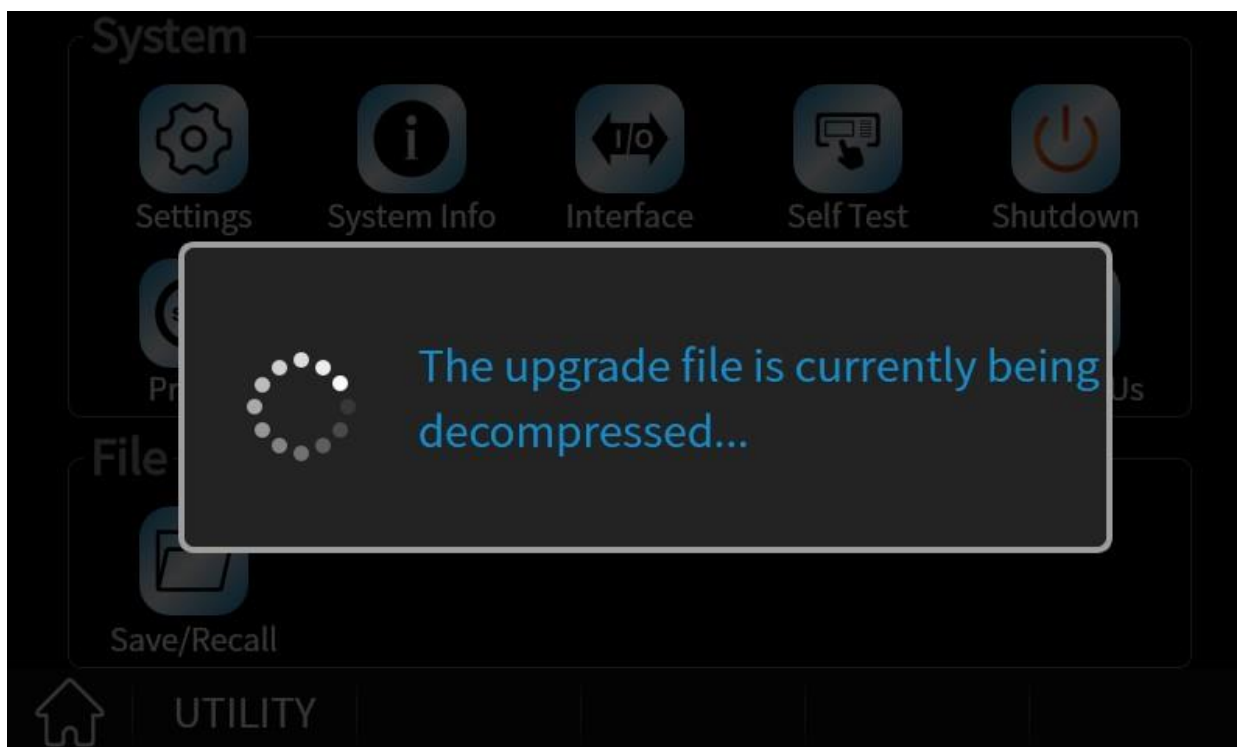
1. Copy the update file (*.ads) to a FLASH type U-disk, and then insert the U-disk into one of the USB host ports of the instrument.
2. Press the Utility button on the front panel, and press **Upgrade** . The resource manager will pop up.

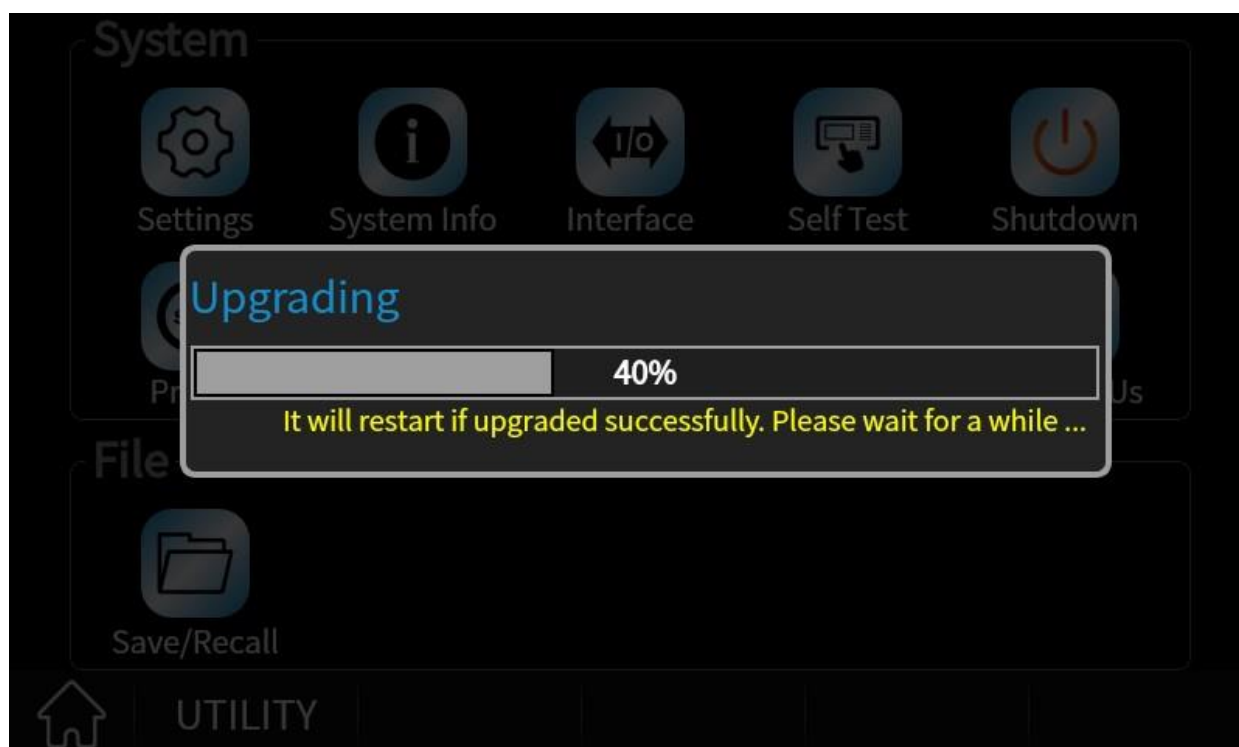


3. Select the correct ads file in the resource manager and click Load.

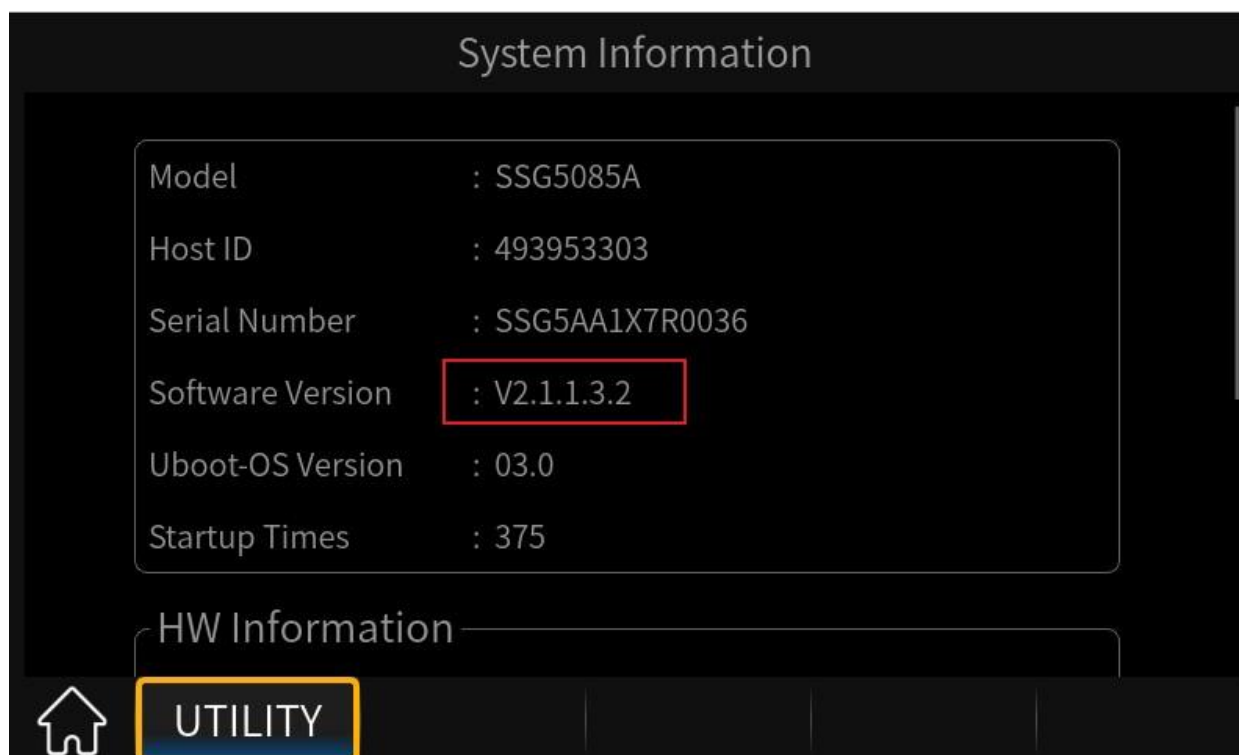


- The system will first decompress and verify the upgrade package. If the upgrade package passes the verification, the instrument will automatically upgrade.





5. After the instrument reboots, check the version number through the **Utility** -> **System Info** to confirm if the upgrade is successful.

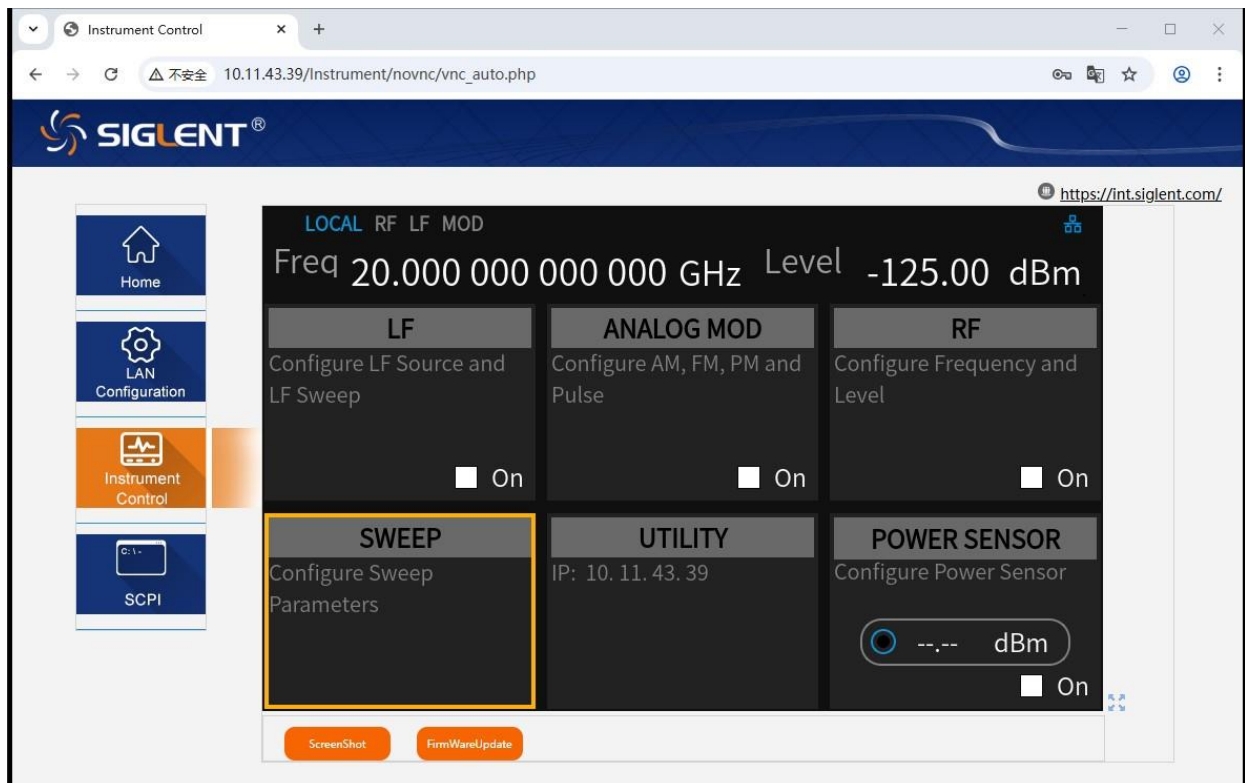


[WARNING] DO NOT shut off the instrument until the update is completed.

3.2 Upgrade from the Web Server

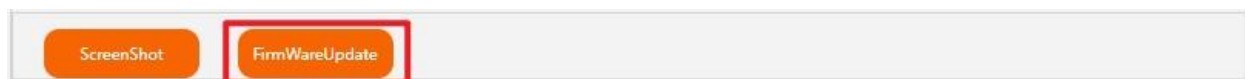
A built-in web server provides an approach to control the instrument by web browser. This process doesn't require any additional software to be installed on the controlling computer. Set the LAN port correctly (see the User Manual for details), input the IP address of the instrument in the browser address bar, and then the user can browse and control the instrument on the web.

Click Instrument to enter the instrument control interface.



[WARNING] DO NOT shut off the instrument until the update is completed.

1. Click the "FirmWareUpdate" button in the web interface



2. Select the correct update file (*.ads) stored on the computer. The instrument will automatically download the update file and perform the upgrade once the file is specified.

[WARNING] DO NOT shut off the instrument until the update is completed.



About SIGLENT

SIGLENT is an international high-tech company, concentrating on R&D, sales, production and services of electronic test & measurement instruments.

SIGLENT first began developing digital oscilloscopes independently in 2002. After more than a decade of continuous development, SIGLENT has extended its product line to include digital oscilloscopes, isolated handheld oscilloscopes, function/arbitrary waveform generators, RF/MW signal generators, spectrum analyzers, vector network analyzers, digital multimeters, DC power supplies, electronic loads and other general purpose test instrumentation. Since its first oscilloscope was launched in 2005, SIGLENT has become the fastest growing manufacturer of digital oscilloscopes. We firmly believe that today SIGLENT is the best value in electronic test & measurement.

Headquarters:

SIGLENT Technologies Co., Ltd
Add: Bldg No.4 & No.5, Antongda Industrial Zone,
3rd Liuxian Road, Bao'an District,
Shenzhen, 518101, China
Tel: + 86 755 3688 7876
Fax: + 86 755 3359 1582
Email: sales@siglent.com
Website: int.siglent.com

North America:

SIGLENT Technologies NA, Inc
Add: 6557 Cochran Rd Solon, Ohio 44139
Tel: 440-398-5800
Toll Free: 877-515-5551
Fax: 440-399-1211
Email: support@siglentna.com
Website: www.siglentna.com

Europe:

SIGLENT Technologies Germany GmbH
Add: Staetzlinger Str. 70
86165 Augsburg, Germany
Tel: +49(0)-821-666 0 111 0
Fax: +49(0)-821-666 0 111 22
Email: info-eu@siglent.com
Website: www.siglenteu.com

Malaysia:

SIGLENT Technologies (M) Sdn.Bhd
Add: NO.6 Lorong Jelawat 4
Kawasan Perusahaan Seberang Jaya
13700, Perai Pulau Pinang
Tel: 006-04-3998964
Email: sales@siglent.com
Website: int.siglent.com

Follow us on
Facebook: SiglentTech

